CRF/EW

According ErP2018

E.C. BRUSHLESS MOTOR WITH BUILT-IN VSD

Roof-mounted centrifugal extractor fans with low noise level, fitted with external E.C. brushless rotor motor

Roof-mounted centrifugal extractor fans with low noise level and external rotor motor, fitted with an E.C. Brushless industrial motor and a built-in speed regulating power meter.

Fan:
- Made of galvanised sheet steel.
- Turbine with reaction blades made of plastic material.
- Bird control grille.
- Folding body for ease of inspection and maintenance.

Motor:
- High efficiency EC external rotor motors regulated by 0-10V signal. IP54 protection.
- Single-phase 230V-50/60Hz and three-phase 400V-50/60Hz.
- Maximum temperature of air to be carried: -25ºC +50ºC.

Finish:
- Corrosion-proof galvanised sheet steel.

Order code

CRF/EW — 315 — M/L

- CRF/EW: Roof-mounted centrifugal extractor fans with low noise level and EC external rotor motor.
- Turbine diameter in mm
- M: Single-phase; T: Three-phase
- L: Low flow rate; M: Medium flow rate; H: High flow rate

Technical characteristics

Model	Maximum speed	Maximum current admissible (A)		Installed electric power	Maximum flow rate	NPS at maximum speed (dBA)(1)		Approx. weight	ERP
	(r/min)	230V	400V	(kW)	(m³/h)	Aspiration	Discharge	(Kg)	
CRF/EW-190-M	3200	0.75		0.083	695	42	45	10	2018
CRF/EW-250-M	2510	1.40		0.170	1305	44	47	12	2018
CRF/EW-315-M/L	1524	1.20		0.150	2170	35	38	16	2018
CRF/EW-315-M/H	2360	2.20		0.500	3365	49	52	18	2018
CRF/EW-400-M/L	1170	1.10		0.250	4020	39	42	26	2018
CRF/EW-400-M/M	1500	2.20		0.500	5285	45	48	27	2018
CRF/EW-400-M/H	1700	3.30		0.750	5830	49	52	28	2018
CRF/EW-400-T	2060		2.10	1.320	6330	51	58	29	2018
CRF/EW-500-M	1100	3.30		0.750	7950	43	49	48	2018
CRF/EW-500-T/L	1350		2.10	1.320	9560	48	54	50	2018
CRF/EW-500-T/H	1700		4.00	2.650	10625	53	60	59	2018

(1) The noise level values are pressures in dB(A) measured at a distance of 6 metres and at 2/3 of the maximum flow rate (2/3 Qmax).

Acoustic characteristics

Noise power spectrum Lw(A) in dB(A) per Hz frequency band.

Values taken during aspiration with 2/3 maximum flow rate (2/3Qmax)

Model	63	125	250	500	1000	2000	4000	8000
190-M	28	45	51	58	60	61	57	52
250-M	34	49	55	60	62	61	59	50
315-M/L	29	51	48	53	53	51	47	40
315-M/H	46	61	63	66	65	66	61	55
400-M/L	35	55	52	57	55	53	51	53
400-M/M	46	60	57	63	61	59	54	57
400-M/H	39	63	62	68	65	63	58	60
400-T	40	53	65	71	68	68	63	63
500-M	41	55	56	60	62	61	57	50
500-T/L	45	57	60	65	65	65	62	56
500-T/H	50	63	66	70	71	71	68	62
560-T/L	50	67	71	73	72	69	66	66
560-T/H	54	71	75	76	76	72	70	69
630-T/L	57	68	73	71	74	71	67	61
630-T/H	50	70	76	77	83	82	78	75

Values taken during discharge with 2/3 maximum flow rate (2/3Qmax)

Model	63	125	250	500	1000	2000	4000	8000
190-M	31	48	54	61	63	64	60	55
250-M	37	52	58	63	65	64	62	53
315-M/L	32	54	51	56	56	54	50	43
315-M/H	49	64	66	69	68	69	64	58
400-M/L	38	58	55	60	58	56	54	56
400-M/M	49	63	60	66	64	62	57	60
400-M/H	42	66	65	71	68	66	61	63
400-T	45	56	68	73	78	76	70	66
500-M	43	56	59	67	69	65	59	53
500-T/L	46	59	63	71	75	69	65	59
500-T/H	52	65	69	77	81	75	71	65
560-T/L	53	66	70	75	80	73	69	65
560-T/H	57	70	73	79	83	77	72	68
630-T/L	60	71	75	80	81	75	70	64
630-T/H	57	80	88	86	90	87	82	77

EKB..Fläktar för Industri & Ventilation

Dimensions mm

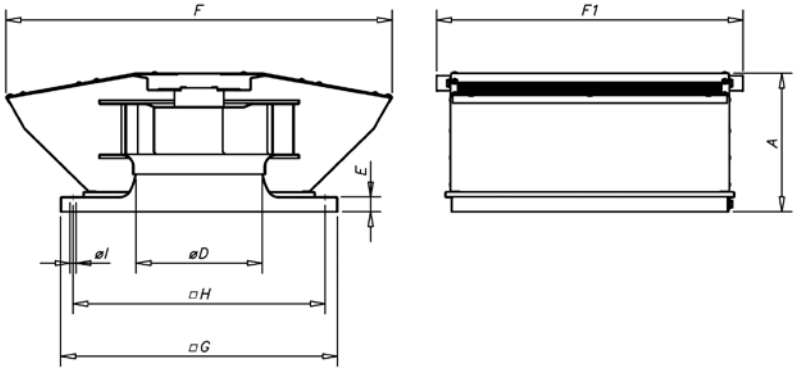

Model	A	ØD*	E	F	F1	G	H	øl
CRF/EW-190	185	200	30	475	420	355	305	12
CRF/EW-250	185	250	30	515	460	400	350	12
CRF/EW-315	265	250	30	690	510	450	400	12
CRF/EW-400	280	355	30	780	620	560	510	12
CRF/EW-500	400	500	30	1110	775	710	660	12

(*) Recommended pipe nominal diameter

Characteristic curves and ErP data

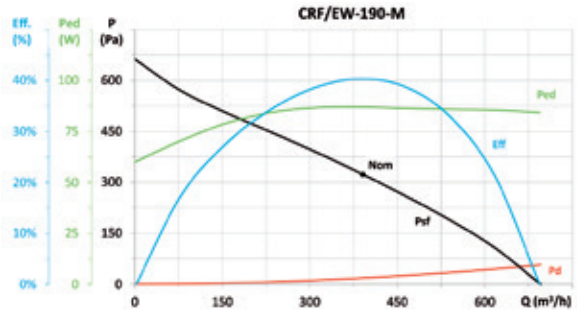

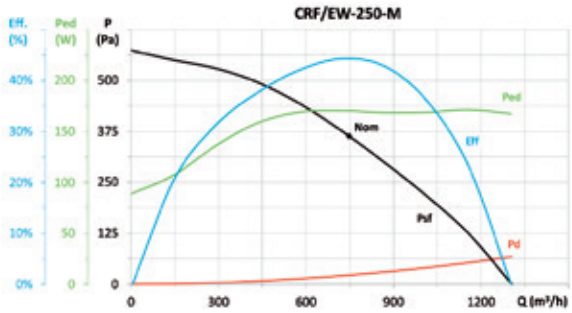

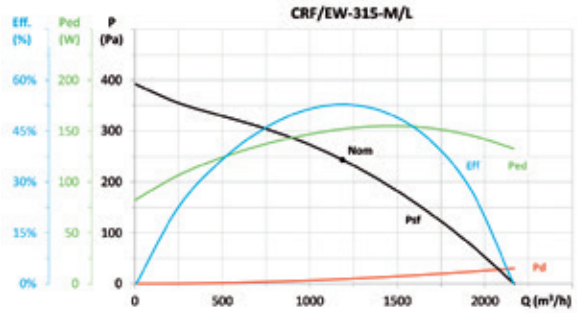

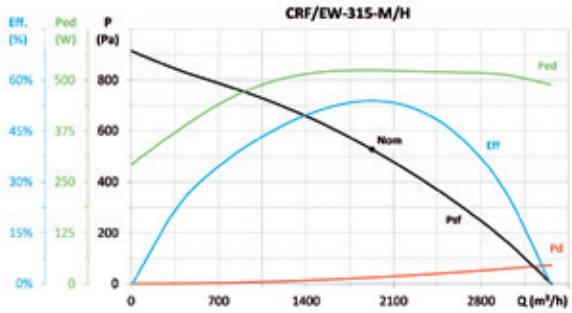

EKB..Fläktar för Industri & Ventilation

Characteristic curves and ErP data

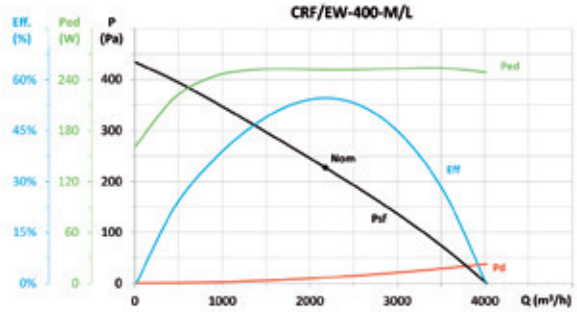

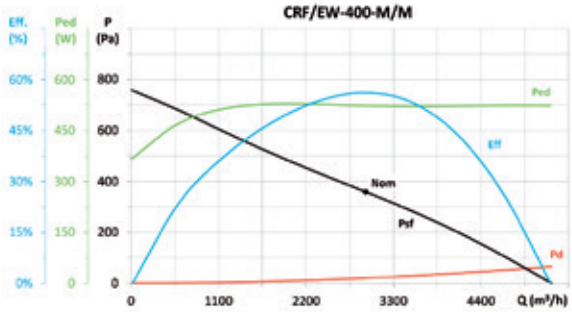

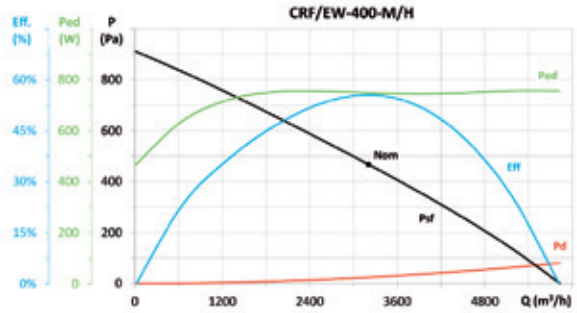

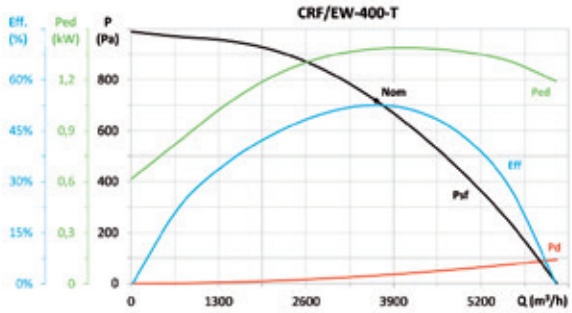

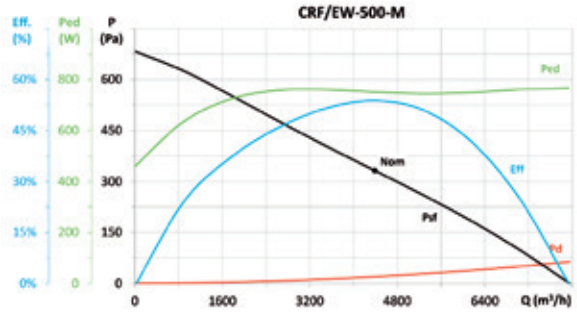

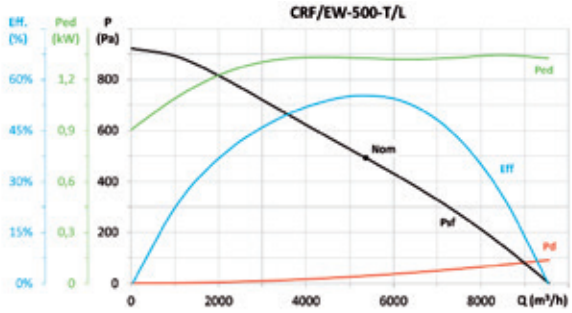

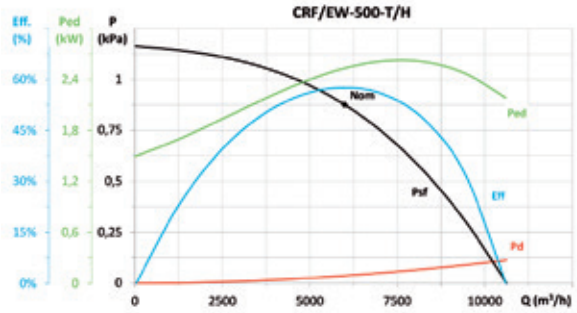

Accessories

INT

PA

MS

PT

SI

EKB..Fläktar för Industri & Ventilation