CAB

Extremely robust, high pressure, single inlet centrifugal fans with sheet steel casing and impeller.

Fan:
- Sheet steel casing.
- Backward-curved impeller in extremely robust sheet steel, specially designed for transporting clean and dusty air or air with granulated particles.
- Motor coupled directly.

Motor:
- IE3 efficiency motors for powers equal to or greater than 0.75 kW except single-phase, 2-speed and 8-pole.
- Class F motors with ball bearings and IP55 protection.
- Three-phase 230/400 V - 50 Hz (up to 4 kW) and 400/690 V - 50 Hz (powers higher than 4 kW).
- Maximum temperature of air to be carried: -20 °C +120 °C.

Finish:
- Anti-corrosive finish of polyester resin polymerised at 190 °C, previously degreased with phosphate-free nanotechnological treatment.

On request:
- Special windings for different voltages.
- Fan prepared for air transmission of up to 250 °C.
- Stainless steel fan.
- ATEX-certified Category 2.
- System 8 elastic coupling.

Order code

CAB — 501 — 2T — 4

- CAB: Extremely robust, high pressure, single inlet centrifugal fans
- 501: Impeller size
- 2T: Number of motor poles 2=2900 r/min 50 Hz 4=1400 r/min 50 Hz; T=Three-phase
- 4: Motor power (HP)

Technical characteristics

Model	Speed	Max. admissible current (A)			Installed power	Maximum flow rate	Sound pressure level	Approx. weight	According to ErP
	(r/min)	230 V	400 V	690 V	(kW)	(m³/h)	dB(A)	(kg)	
CAB-501-2T-4 IE3	2910	10.00	5.77		3.00	1800	79	113	2015
CAB-501-2T-5.5 IE3	2900	13.00	7.50		4.00	2905	80	134	2015
CAB-561-2T-7.5 IE3	2930		10.10	5.86	5.50	2415	84	179	2015
CAB-561-2T-10 IE3	2935		13.90	8.06	7.50	4210	85	143	2015
CAB-562-2T-7.5 IE3	2930		10.10	5.86	5.50	3355	84	149	2015
CAB-631-2T-15 IE3	2945		20.00	11.60	11.00	5025	87	211	2015
CAB-632-2T-10 IE3	2935		13.90	8.06	7.50	3045	86	175	2015
CAB-632-2T-15 IE3	2945		20.00	11.60	11.00	6055	87	201	2015
CAB-712-2T-20 IE3	2945		27.70	16.10	15.00	5050	89	272	2015
CAB-712-2T-25 IE3	2945		33.90	19.70	18.50	6715	89	285	2015
CAB-711-2T-25 IE3	2945		33.90	19.70	18.50	5005	88	333	2015
CAB-711-2T-30 IE3	2950		39.70	23.00	22.00	7075	90	413	2015
CAB-801-2T-40 IE3	2960		54.50	31.60	30.00	7300	91	467	Excluded
CAB-801-2T-50 IE3	2960		67.80	39.30	37.00	9775	91	467	Excluded
CAB-801-2T-60 IE3	2960		77.50	44.90	45.00	13150	91	603	Excluded
CAB-802-2T-40 IE3	2960		54.50	31.60	30.00	8220	91	437	Excluded
CAB-802-2T-50 IE3	2960		67.80	39.30	37.00	11190	92	462	Excluded
CAB-901-2T-75 IE3	2960		95.60	55.40	55.00	10430	94	713	Excluded
CAB-901-2T-100 IE3	2975		130.00	75.40	75.00	14935	93	808	Excluded
CAB-901-4T-10 IE3	1465		13.90	8.06	7.50	6000	80	317	2015
CAB-902-2T-60 IE3	2960		77.50	44.90	45.00	9500	93	640	Excluded
CAB-902-2T-75 IE3	2960		95.60	55.40	55.00	12550	93	703	Excluded
CAB-902-2T-100 IE3	2975		130.00	75.40	75.00	16785	92	798	Excluded

ÅSTORP HK 0435-226 30 Fax 0435-226 90 • Stockholm 08-26 25 30 • Göteborg 031-24 64 50 • Umeå 090-12 83 80 • ekb@ekb.se

Erp. (Energy Related Products)

Information on Directive 2009/125/EC can be downloaded from the SODECA website or the QuickFan selector programme.

Dimensions mm

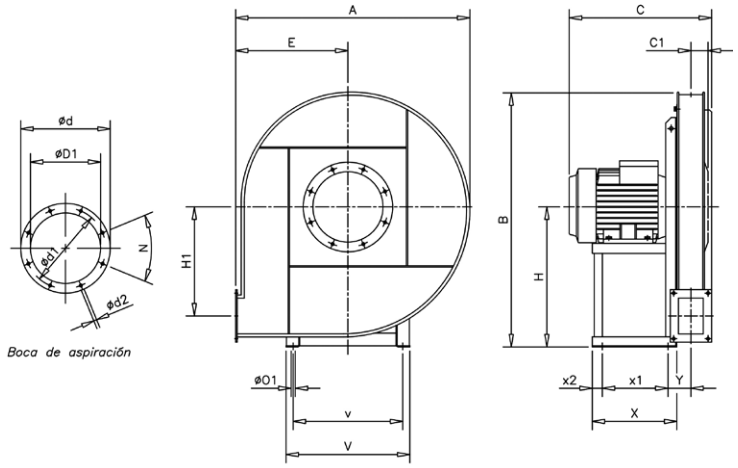

	A	B	C	C1	E	H	H1	ØO1	V	v	X	x1	x2	Y	ØD1	Ød	Ød1	Ød2	N
CAB-501-2T-4	735	800	500	77	355	450	310	12	332	300	260	200	25	104	205	275	241	11.5	8x45º
CAB-501-2T-5.5	735	800	500	77	355	450	310	12	332	300	260	200	25	104	205	275	241	11.5	8x45º
CAB-561-2T-7.5	830	895	595	87	400	500	350	12	392	360	320	250	25	122	229	299	265	11.5	8x45º
CAB-561-2T-10	830	895	595	87	400	500	350	12	392	360	320	250	25	122	229	299	265	11.5	8x45º
CAB-562-2T-7.5	830	895	595	87	400	500	350	12	392	360	320	250	25	122	229	299	265	11.5	8x45º
CAB-631-2T-15	900	990	750	100	425	560	388	14	440	400	425	340	30	142	255	325	292	11.5	8x45º
CAB-632-2T-10	900	990	610	100	425	560	388	14	440	400	425	340	30	142	255	325	292	11.5	8x45º
CAB-632-2T-15	900	990	750	100	425	560	388	14	440	400	425	340	30	142	255	325	292	11.5	8x45º
CAB-711-2T-25	1005	1115	780	110	475	630	435	14	440	400	425	340	30	152	286	366	332	11.5	8x45º
CAB-711-2T-30	1005	1115	780	110	475	630	435	14	440	400	425	340	30	152	286	366	332	11.5	8x45º
CAB-712-2T-20	1005	1115	780	110	475	630	435	14	440	400	425	340	30	152	286	366	332	11.5	8x45º
CAB-712-2T-25	1005	1115	780	110	475	630	435	14	440	400	425	340	30	152	286	366	332	11.5	8x45º
CAB-801-2T-40	1120	1250	875	120	530	710	490	16	570	510	500	385	40	183	321	401	366	11.5	8x45º
CAB-801-2T-50	1120	1250	875	120	530	710	490	16	570	510	500	385	40	183	321	401	366	11.5	8x45º
CAB-801-2T-60	1120	1250	875	120	530	710	490	16	570	510	500	385	40	183	321	401	366	11.5	8x45º
CAB-802-2T-40	1120	1250	875	120	530	710	490	16	570	510	500	385	40	183	321	401	366	11.5	8x45º
CAB-802-2T-50	1120	1250	875	120	530	710	490	16	570	510	500	385	40	183	321	401	366	11.5	8x45º
CAB-901-2T-75	1265	1410	990	135	600	800	552	21	686	615	600	460	45	217	361	486	405	11.5	8x45º
CAB-901-2T-100	1265	1410	1120	135	600	800	552	21	760	690	700	550	50	222	361	486	405	11.5	8x45º
CAB-901-4T-10	1265	1410	700	135	600	800	552	12	392	360	320	250	25	167	361	486	405	11.5	8x45º
CAB-902-2T-60	1265	1410	980	135	600	800	552	19	626	565	550	425	40	207	361	486	405	11.5	8x45º
CAB-902-2T-75	1265	1410	990	135	600	800	552	21	698	615	600	550	45	217	361	486	405	11.5	8x45º
CAB-902-2T-100	1265	1410	1120	135	600	800	552	21	760	680	700	550	50	222	361	486	405	11.5	8x45º

EKB..Fläktar för Industri & Ventilation

ÅSTORP HK 0435-226 30 Fax 0435-226 90 • Stockholm 08-26 25 30 • Göteborg 031-24 64 50 • Umeå 090-12 83 80 • ekb@ekb.se

Dimensions mm

Outlet nozzle

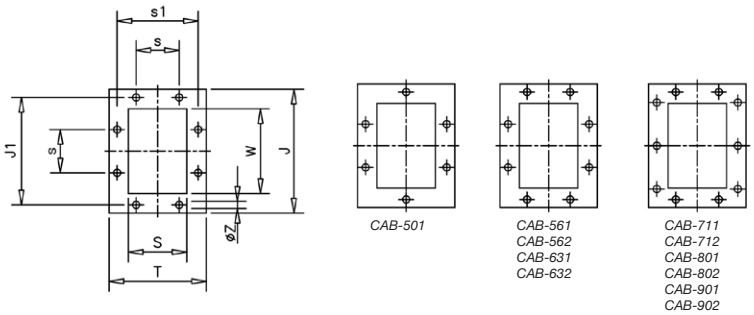

	T	J	J1	S	s	s1	W	ØZ
CAB-501-2T-4	195	250	219	125	112	167	180	11.5
CAB-501-2T-5.5	195	250	219	125	112	167	180	11.5
CAB-561-2T-7.5	210	270	241	140	112	182	200	11.5
CAB-561-2T-10	210	270	241	140	112	182	200	11.5
CAB-562-2T-7.5	210	270	241	140	112	182	200	11.5
CAB-631-2T-15	230	294	265	160	112	200	224	11.5
CAB-632-2T-10	230	294	265	160	112	200	224	11.5
CAB-632-2T-15	230	294	265	160	112	200	224	11.5
CAB-711-2T-25	250	320	292	180	112	219	250	11.5
CAB-711-2T-30	250	320	292	180	112	219	250	11.5
CAB-712-2T-20	250	320	292	180	112	219	250	11.5
CAB-712-2T-25	250	320	292	180	112	219	250	11.5
CAB-801-2T-40	280	360	332	200	125	249	280	11.5
CAB-801-2T-50	280	360	332	200	125	249	280	11.5
CAB-801-2T-60	280	360	332	200	125	249	280	11.5
CAB-802-2T-40	280	360	332	200	125	249	280	11.5
CAB-802-2T-50	280	360	332	200	125	249	280	11.5
CAB-901-2T-75	304	395	366	224	125	273	315	11.5
CAB-901-2T-100	304	395	366	224	125	273	315	11.5
CAB-901-4T-10	304	395	366	224	125	273	315	11.5
CAB-902-2T-60	304	395	366	224	125	273	315	11.5
CAB-902-2T-75	304	395	366	224	125	273	315	11.5
CAB-902-2T-100	304	395	366	224	125	273	315	11.5

Characteristic curves

Q= Flow rate in m³/h, m³/s and cfm

Pe= Static pressure in mm H_2O, Pa and inwg

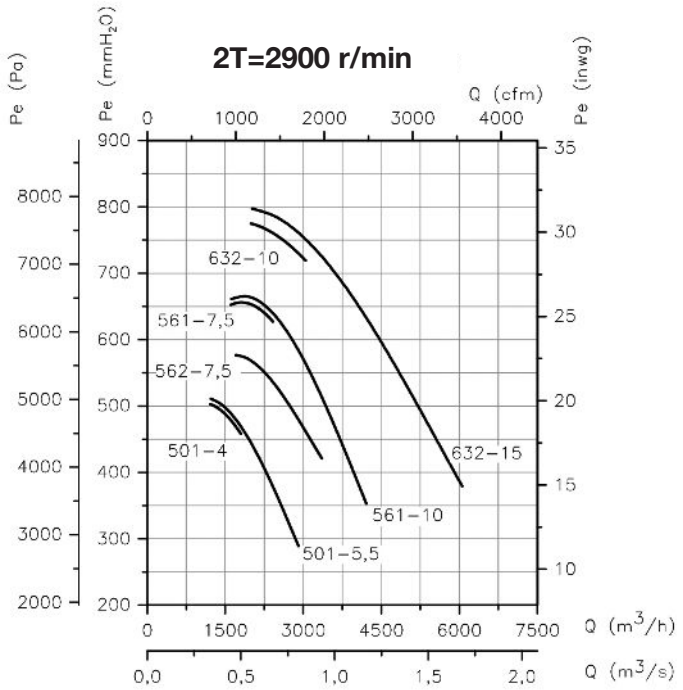

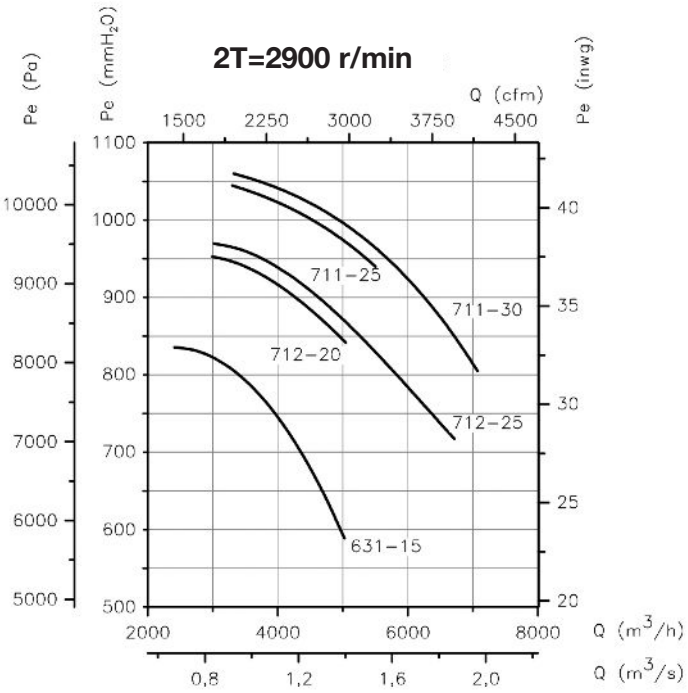

EKB..Fläktar för Industri & Ventilation

Characteristic curves

Q= Flow rate in m³/h, m³/s and cfm

Pe= Static pressure in mm H_2O, Pa and inwg

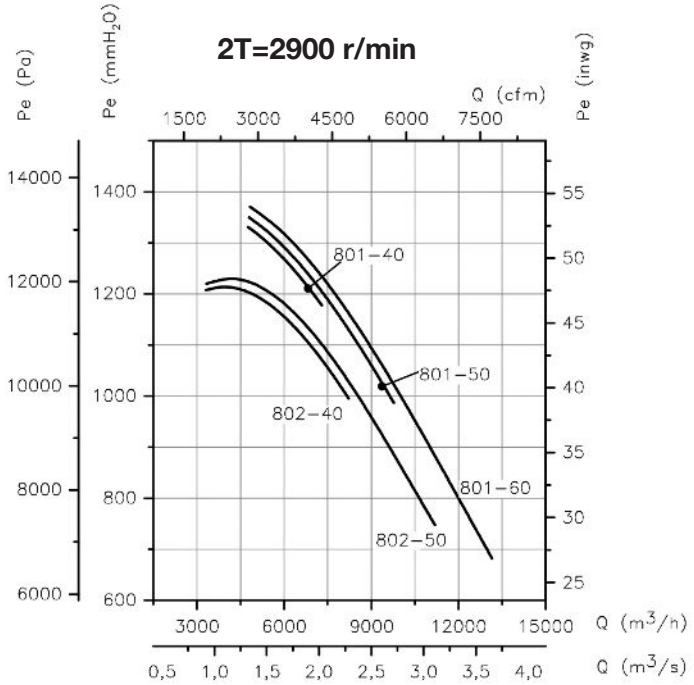

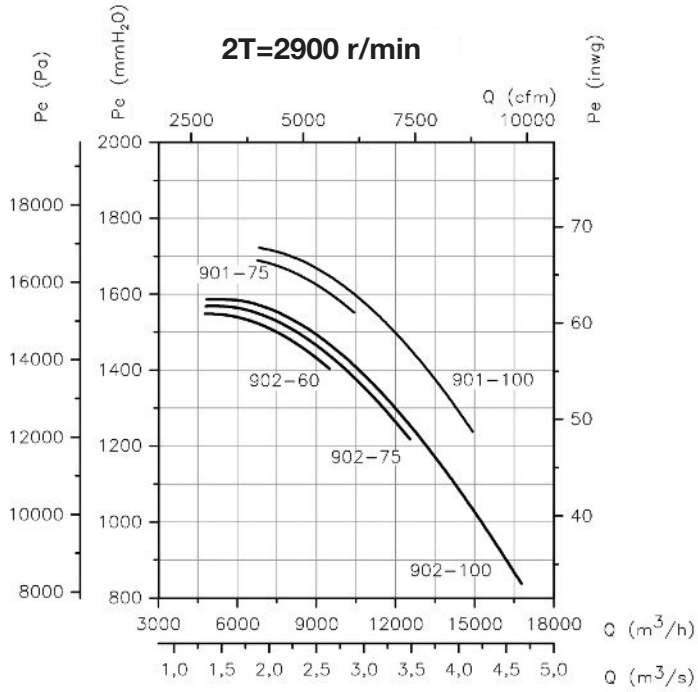

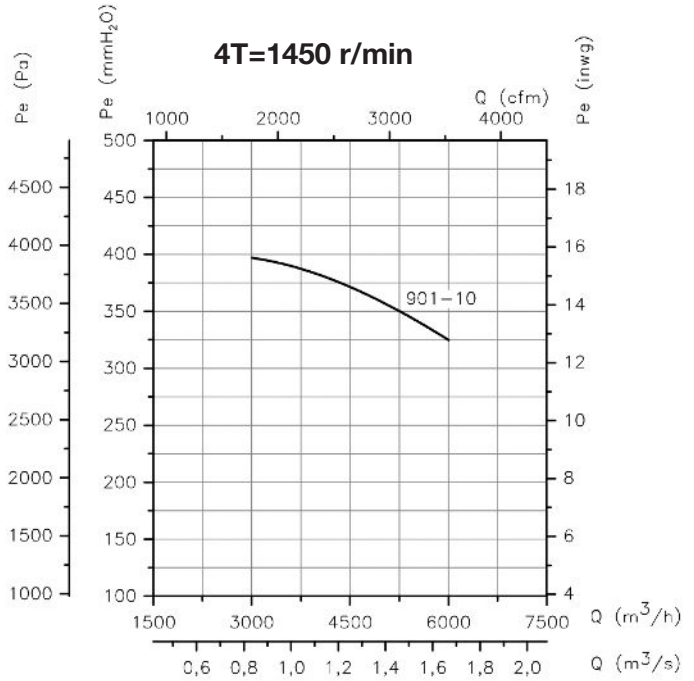

Orientation

LG270 standard supply, other positions on request.
Models 501 to 802 are adjustable. Special sizes in positions 180 and 225.
Models 901 and 902 are adjustable. Special sizes except position 315.

EKB..Fläktar för Industri & Ventilation

ÅSTORP HK 0435-226 30 Fax 0435-226 90 • Stockholm 08-26 25 30 • Göteborg 031-24 64 50 • Umeå 090-12 83 80 • ekb@ekb.se