

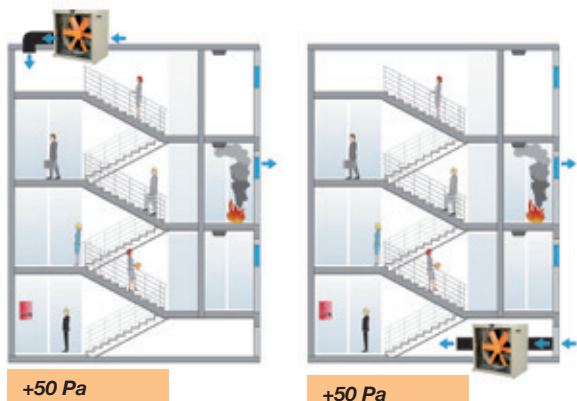
KIT BOXPDS

Pressurisation equipment for staircases, escape routes and fire fighting lobbies, pursuant to European standard EN 12101-6

Pressurisation equipment for escape routes in the event of a fire, pursuant to the requirements of European standard EN 12101-6. The BOXPDS KIT automatically regulates the air flow and is able to maintain the 50 Pa over-pressure, even in the present of leakages in the installation. The system can maintain the overpressure (pressure criteria) and a speed of 0.75 m/s in an open door situation (airflow criteria) almost immediately.

KIT BOXPDS

- It is comprised of the BOXPDS control panel, a CJHCH ventilation unit and a Damper Kit with a built-in optical smoke sensor.



- Easy to install
- A compact, autonomous solution
- Preventive maintenance
- Easy start-up
- Safe, functional installation



BOXPDS

BOXPDS

- Variable Frequency Drive.
- High precision differential pressure sensor.
- Electric panel with magneto thermal protections and general power supply failure indication.
- Electronic control for the management of alarms, maintenance, ModBUS RTU port for BMS (Building management systems) connection and DAMPER control.
- Certified power supply with batteries to ensure power supply to control equipment in the event of a power failure.

Control panel:

- External control panel for real-time viewing of pressure, alarm pilot lamps and manual system activation



Order code

KIT BOXPDS — 800 — 5.5

Pressurisation equipment
for staircases, escape routes
and fire fighting lobbies

Fan diameter

Power
(HP)

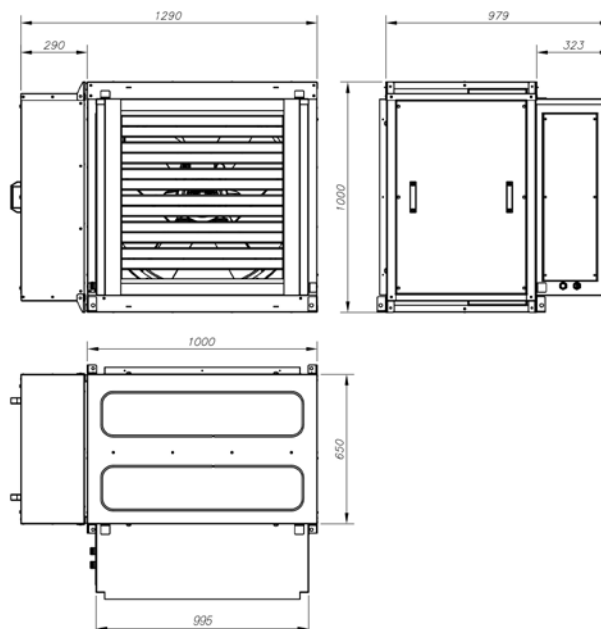
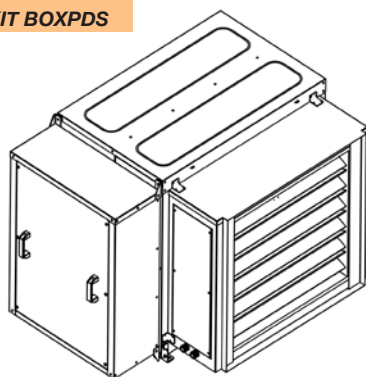
Technical characteristics

Model	Speed (r/min)	Max. admissible current 400V (A)	Installed power (kW)	Maximum flow rate (m³/h)	Irradiated NPS dB(A)	Approx. weight (Kg)
BOXPDS-710-1.5	1400	2.32	1.1	19750	75	188
BOXPDS-710-2	1430	3.44	1.5	21100	75	190.5
BOXPDS-710-3	1445	4.83	2.2	23950	78	200
BOXPDS-800-3	1445	4.83	2.2	28000	79	208
BOXPDS-800-4	1445	6.33	3	32700	80	210
BOXPDS-800-5.5	1440	8.12	4	37200	81	215

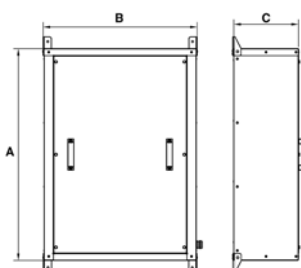
SODECA

Dimensions mm

KIT BOXPDS

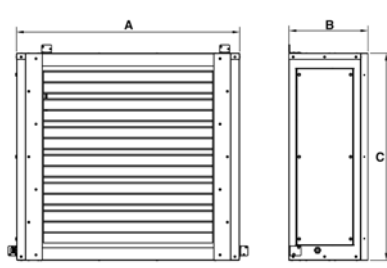


BOXPDS



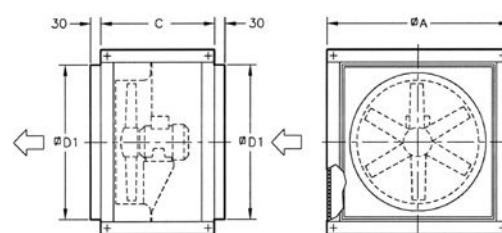
Model	A	B	C
BOXPDS	900	650	280

DAMPER



Model	A	B	C
DAMPER	995	326.5	855

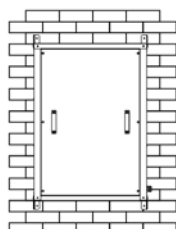
CJHCH




Model	ØA	C	ØD1
CJHCH-71/80	1000	650	850

Examples of application

BOXPDS

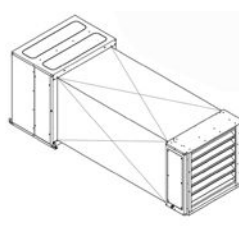


In technical room




Next to ventilation unit

DAMPER



In intake conduit



Next to ventilation unit

Two dampers can be used by installing two intake points at a considerable distance from the fan, so that one of the points is always in the open position and the other closed. In the event of smoke being detected in the intake nozzle with an open damper, the damper closes and the second damper opens to ensure the entry of clean air into the space to be protected (smoke-free escape route).